

BR shaft platforms

Safe support for inside shaft formwork



Edition 06 | 2023

PERI USA
Formwork Scaffolding Engineering

7135 Dorsey Run Road

Elkridge, MD 21075

Tel. +1 (410)712-7225

Fax +1 (410)796-8682

info@peri-usa.com

www.peri-usa.com

Important Notes

Without exception, all current safety regulations and guidelines must be observed in those countries where our products are used.

The photos shown in this brochure feature construction sites in progress. For this reason, safety and anchor details in particular cannot always be considered as conclusive or final. These are subject to the risk assessment carried out by the contractor.

The systems or items shown are not necessarily available in all countries.

Safety instructions and load specifications are to be strictly observed at all times. Separate structural calculations are required for any deviations from the standard design data.

The information contained herein is subject to technical changes in the interests of progress. Errors and typographical mistakes reserved.

Content

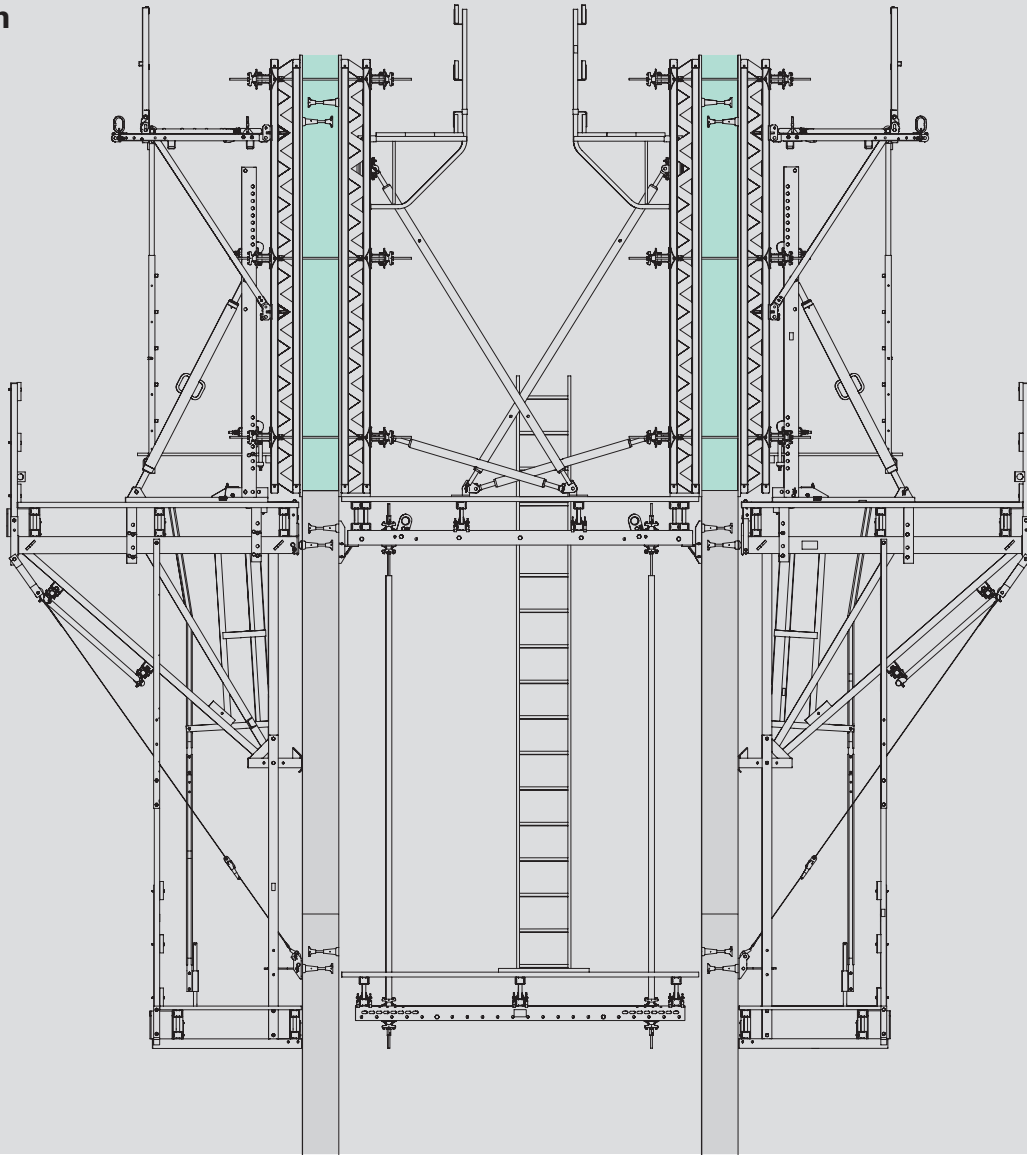
BR shaft platforms

- 2 Safe support for inside shaft formwork
- 4 Components

BR shaft platforms

Safe support for inside shaft formwork

Application



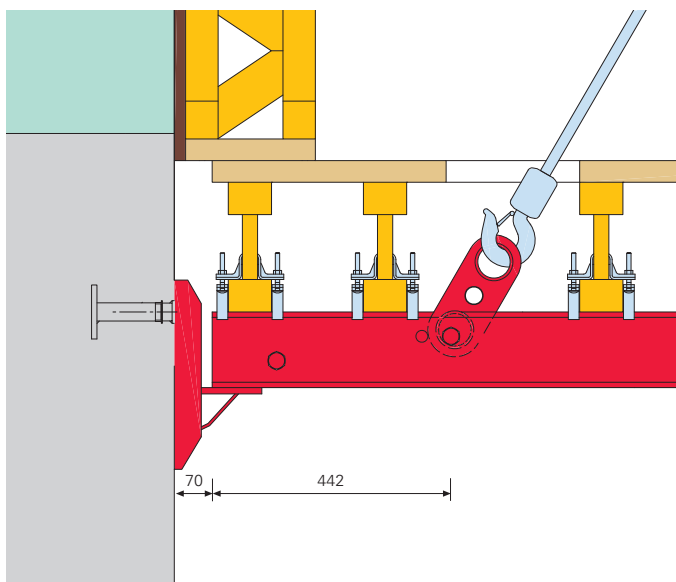
The BR shaft platform serves as support for inside shaft formwork panels. It consists of Platform Beams BR exactly tailored to the size of the particular shaft. The planking is supported by Girders GT 24 or timbers attached by hook straps to the Platform Beam.

The support of the shaft platform is provided by Folding Brackets 25 bolted to embed climbing anchors e.g. Anchor Sleeve M24.

Alternatively Gravity Pivot Plates are attached to the Platform Beam, engaging into reusable cast-in Bearing Boxes BR.

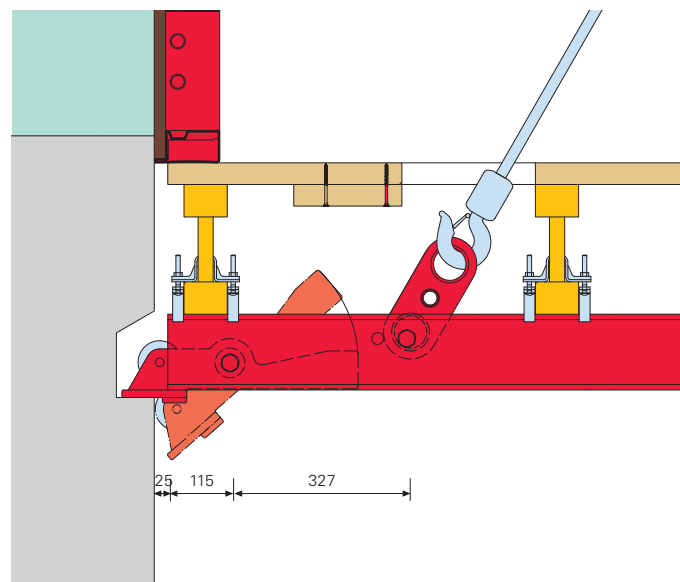
Support on Folding Bracket 25

Perm. load-bearing capacity 25 kN



Support on gravity pivot plate

Perm. load-bearing capacity max. 38 kN



Assembly sequence

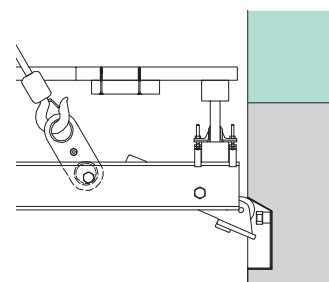
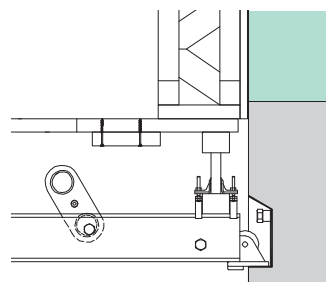
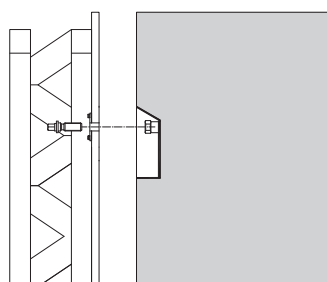
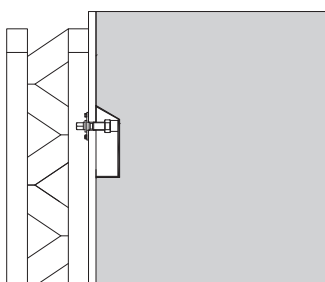
Platform Beam BR with gravity pivot plate

1. Bearing Box BR installed

2. Struck

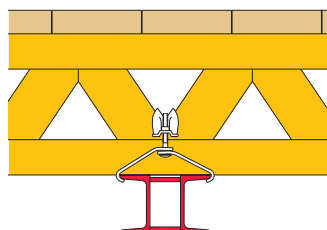
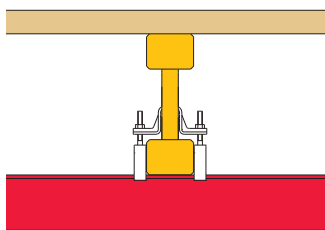
3. Platform supported

4. Platform lifted

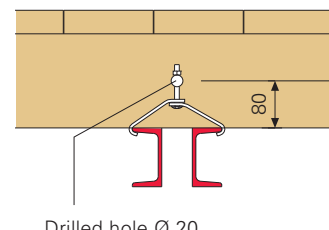
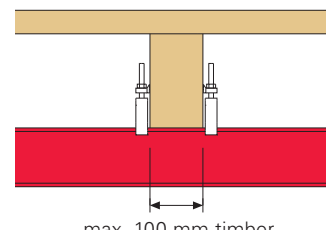


Installation of platform decking

1. With Girder GT 24



2. With square-shaped timber



Hook Strap HB 24-100/120
for Profile U 100 / U 120
Hook Strap HB 24-140/160
for Profile U 140 / U 160

Hook Strap HB 24 QB 150, galv.
for Profile U 100 / U 120
Hook Strap Uni HBU
for Profile U 100 – U 160

CB Climbing Formwork, BR Shaft Platform

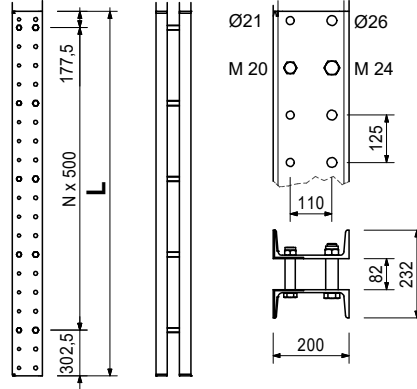
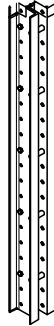


Item no.	Weight kg		L [mm]
135990	105.000	CLIMBING RAIL RCS 198	1980
109469	130.000	CLIMBING RAIL RCS 248	2480
112102	156.000	CLIMBING RAIL RCS 298	2980
109470	182.000	CLIMBING RAIL RCS 348	3480
112141	209.000	CLIMBING RAIL RCS 398	3980

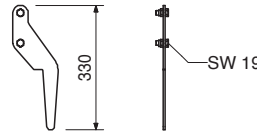
Steel profile for all-purpose use of climbing application or civil constructions.

Notes

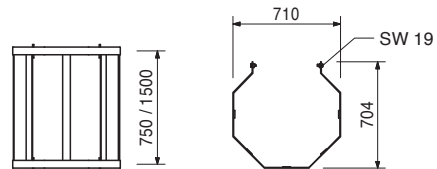
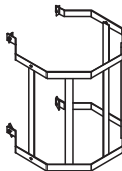
$W_y = 357.6 \text{ cm}^3$, $I_y = 3576 \text{ cm}^3$.



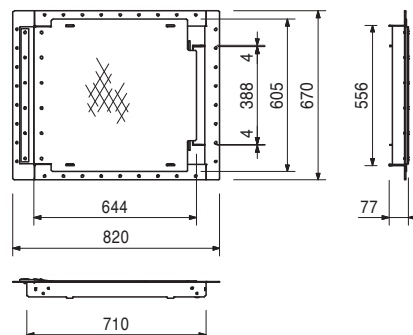
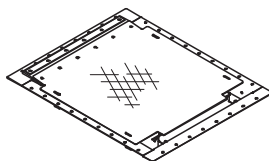
103718	0,684	Ladder Hook, galv. For adjusting the bottom ladder. Always use in pairs.	Complete with 2 pc. 710266 Bolt ISO 4017 M12 x 25-8.8, galv. 2 pc. 710381 Nut ISO 7042 M12-8, galv.
--------	-------	---	--



104132	15,600	Ladder Safety Cages, galv.	Complete with
051450	25,200	Ladder Safety Cage 75, galv. Ladder Safety Cage 150, galv. Ladder safety cage for PERI access ladders.	4 pc. 710266 Bolt ISO 4017 M12 x 25-8.8, galv. 4 pc. 701763 Clamping Plate FI 25 x 10 x 90



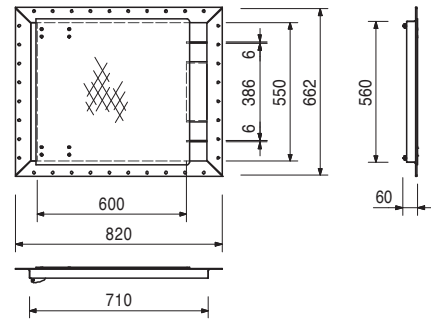
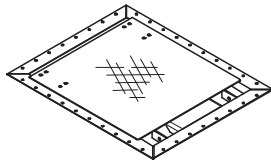
126431	12,400	Hatch 55 x 60-2, foldable Self-Closing hatch for ladder accesses. Clear opening approx. 55 x 60 mm ladder fixation with bolts or by hanging up.
--------	--------	---



Item no.	Weight kg
110608	15,600

Hatch 55 x 60, foldable

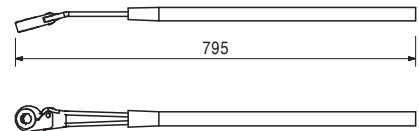
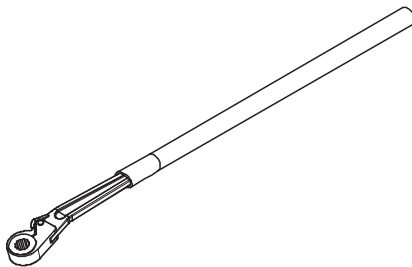
Self-locking hatch opening for access ladders.
Clear opening dimensions approx. 55 x 60 cm.



027180	1,760
--------	-------

Ratchet Lever SW 19

For operation of the adjusting unit and of the carriage with drive shaft SW 19.



027200	0,100
--------	-------


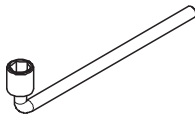
Accessories

Insert Socket SW 19

031480	2,460
--------	-------

Socket Wrench SW 36, chrome-plated

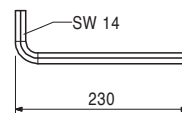
For various purposes.



027212	0,445
--------	-------

Allen Key SW 14, long

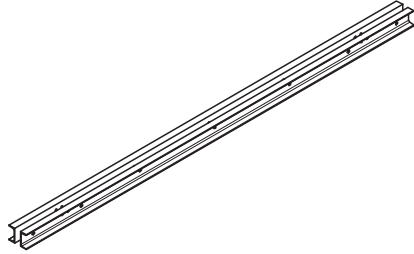
Fits to PERI Anchor Positioning Stud and Allen key bolts M16.



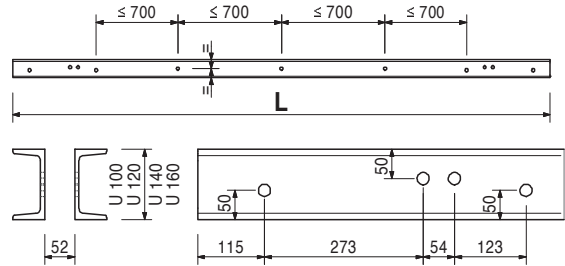
Item no.	Weight kg
020320	21,800
020510	27,400
020310	32,800
020520	38,600

Platform Beams BR
Platform Beam BR U100
Platform Beam BR U120
Platform Beam BR U140
Platform Beam BR U160

As cross beam for shaft platforms. The specified item no. is for the platform beams only (2 pieces). Required accessories are to be ordered separately.



Note
 Permissible load: see PERI Design Tables.



Accessories

020620	0,561
105401	2,210
020330	12,100
020600	6,740

Spacer for Platform Beam BR
Crane Eye BR 2.5 t
Folding Bearing Plate 25
Gravity Pivot Plate BR

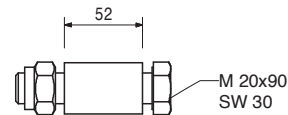
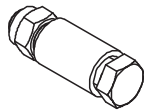
020620	0,561
--------	-------

Spacer for Platform Beam BR
 For Platform Beam BR or Steel Walers SRU.

Complete with

1 pc. 710226 Bolt ISO 4014 M20 x 90-8.8, galv.
 1 pc. 781053 Nut ISO 7042 M20-8, galv.

Note
 Spacing maximum 700 mm.
 Number required depends on length of platform beam. Wrench size SW 30.

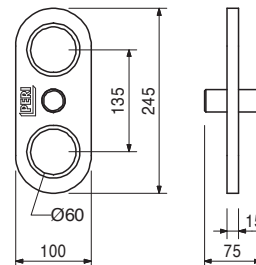


105401	2,210
--------	-------

Crane Eye BR 2.5 t
 As attachment point for moving climbing systems or Platform Beam BR.

Technical Data

Load-bearing point capacity 2.5 t. Only valid when used according to the PERI Assembly Instr.



Accessories

020620	0,561
--------	-------

Spacer for Platform Beam BR

Item no.	Weight kg
020600	6,740

Gravity Pivot Plate BR

For supporting Platform Beam BR in wall box-outs.
2 pieces per platform beam.

Complete with

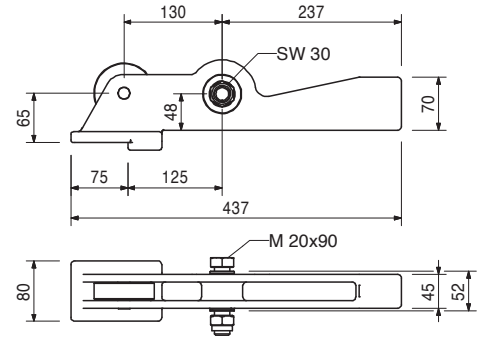
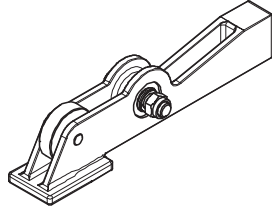
1 pc. 710226 Bolt ISO 4014 M20 x 90-8.8, galv.
1 pc. 781053 Nut ISO 7042 M20-8, galv.

Note

Wrench size SW 30.

Technical Data

Permissible load: see PERI product information.



108162	1,800
--------	-------

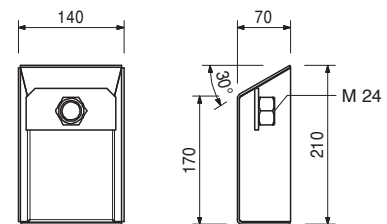
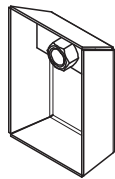
Accessories

Bearing Box BR

108162	1,610
--------	-------

Bearing Box BR

For creating wall box-outs for mounting with the gravity pivot plate.



029270	0,331
--------	-------

Accessories

Advancing Bolt M24, galv.

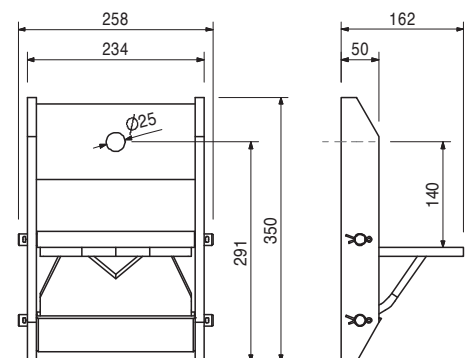
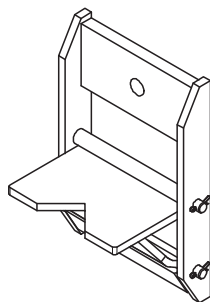
020330	12,100
--------	--------

Folding Bearing Plate 25

For supporting Platform Beam BR with Anchor System M24. 2 pieces per platform beam.

Technical Data

Permissible load 25.0 kN.



026430	0,334
--------	-------

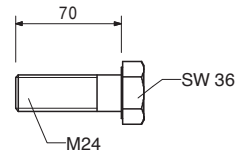
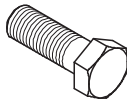
Accessories

Bolt ISO 4014 M24 x 70-10.9

Item no.	Weight kg
026430	0,334

Bolt ISO 4014 M24 x 70-10.9
High-strength bolts for anchoring climbing systems.

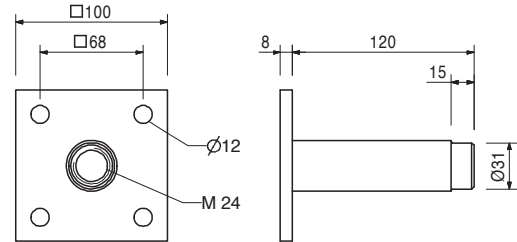
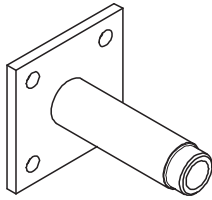
Note
Wrench size SW 36.



026230	1,010
--------	-------

Anchor Sleeve M24
To anchor platform systems.

Note
Permissible load: see PERI product information.



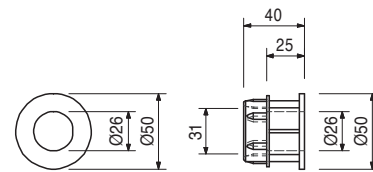
Accessories

026240	0,026
026250	0,005

Spacer PP Ø 31/26, C = 25
Plug Ø 26 mm for Anchor Sleeve M24

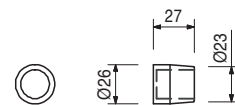
026240	0,026
--------	-------

Spacer PP Ø 31/26, C = 25
Results in a concrete cover of 25 mm.



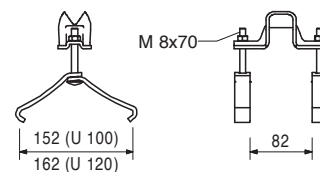
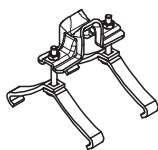
026250	0,005
--------	-------

Plug Ø 26 mm for Anchor Sleeve M24
For closing the cone for Anchor Sleeve M24.



024070	0,691
--------	-------

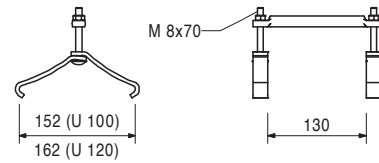
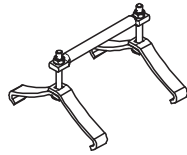
Hook Strap HB 24-100/120, galv.
For fixing GT 24 Girders to Steel Walers SRZ, SRU and BR: U100 – U120.



Item no.	Weight kg
024860	0,616

Hook Strap HB 24 QB 150, galv.

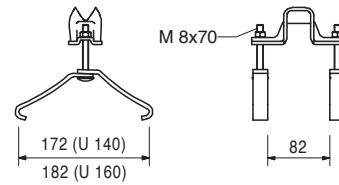
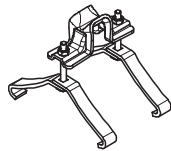
For fixing GT24 Girders independant from girder node and timber beams to Steel Walers SRZ, SRU and BR: U100 – U120.



024080	0,735
--------	-------

Hook Strap HB 24-140/160, galv.

For fixing GT 24 Girders to Steel Walers SRZ, SRU and BR: U140 – U160.



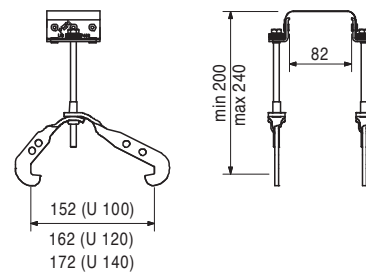
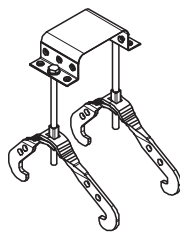
104931	0,865
--------	-------

Hook Strap Uni HBU 20-24

For fixing GT 24 Girders or VT 20 Girders to Steel Walers SRZ, SRU and BR: U100 – U140.

Note

The girders can be mounted at right-angles or diagonally to the steel walers and also outside of the nodes.



024540	0,005
--------	-------

Accessories

TSS-Torx 6 x 40, galv.

CB Climbing Formwork, BR Shaft Platform



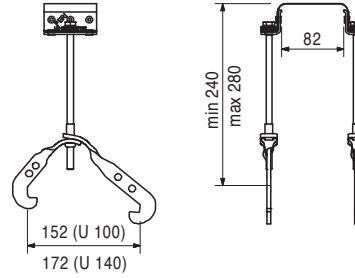
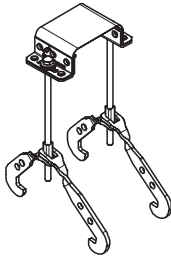
Item no.	Weight kg
103845	0,893

Hook Strap Uni HBU 24-28

For fixing GT 24 Girders to Steel Walers SRZ, SRU and BR: U100 – U140.

Note

The girders can be mounted at right-angles or diagonally to the steel walers and also outside of the nodes.



Accessories

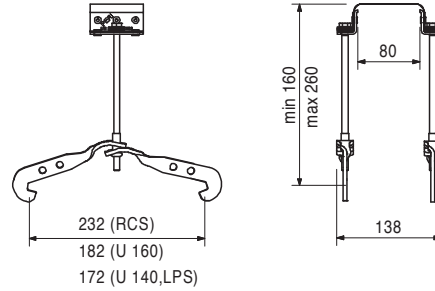
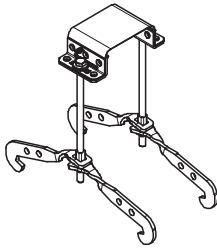
024540	0,005
--------	-------

TSS-Torx 6 x 40, galv.

111806	0,921
--------	-------

Hook Strap Uni HBU 24-26 U200

For assembling the GT 24 Girder on the Climbing Rail RCS and LPS or on Steel Walers BR: U140 – U160.



Accessories

024540	0,005
--------	-------

TSS-Torx 6 x 40, galv.

030370	1,660
--------	-------

Wingnut Pivot Plate DW 15, galv.

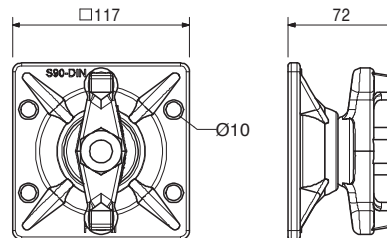
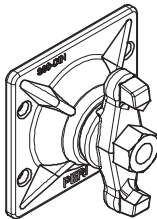
For anchoring with Tie Rod DW 15 and B 15. With pivoting captive nut. Maximum angle of tilting 8°.

Note

Wrench size SW 27.

Technical Data

Permissible load 90 kN.



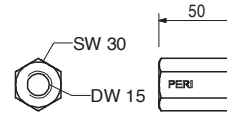
CB Climbing Formwork, BR Shaft Platform



Item no.	Weight kg
030070	0,222

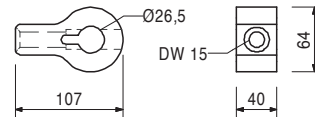
Hex. Nut DW 15 SW 30/50, galv.
For anchoring with Tie Rod DW 15 and B 15.

Note
Wrench size SW 30.
Technical Data
Permissible load 90 kN.



115378	1,080
--------	-------

Eye Nut RCS DW15
As an articulated connection to the Climbing Rail RCS, Steel Waler SRU for bracing with DW 15.



Accessories

104031	0,462
111567	0,729

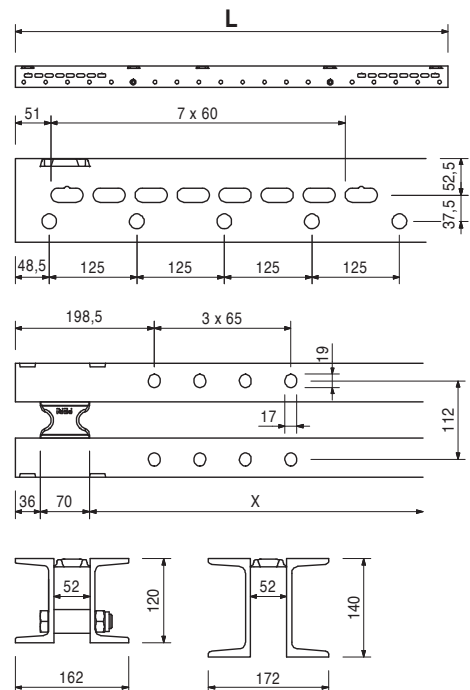
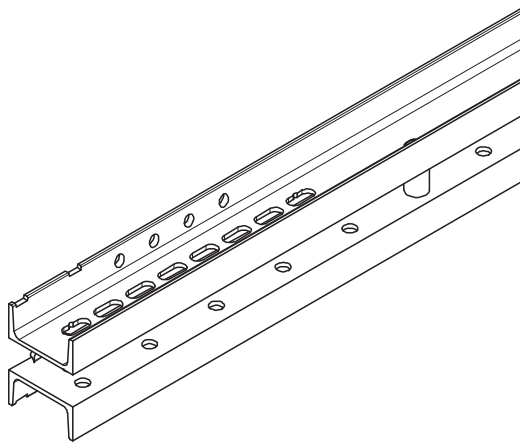
Fitting Pin Ø 21 x 120
Fitting Pin Ø 26 x 120

103868	18,100
103871	24,200
103874	30,900
103877	38,100
103886	44,700
103889	52,000
103898	58,600
103892	65,600
103929	72,000
103903	81,000
103906	92,600
103915	106,000
103918	119,000
103922	135,000
103925	146,000
103928	159,000

Steel Walers Universal SRU
Steel Waler Universal SRU U120 L = 0.72 m
Steel Waler Universal SRU U120 L = 0.97 m
Steel Waler Universal SRU U120 L = 1.22 m
Steel Waler Universal SRU U120 L = 1.47 m
Steel Waler Universal SRU U120 L = 1.72 m
Steel Waler Universal SRU U120 L = 1.97 m
Steel Waler Universal SRU U120 L = 2.22 m
Steel Waler Universal SRU U120 L = 2.47 m
Steel Waler Universal SRU U120 L = 2.72 m
Steel Waler Universal SRU U120 L = 2.97 m
Steel Waler Universal SRU U120 L = 3.47 m
Steel Waler Universal SRU U120 L = 3.97 m
Steel Waler Universal SRU U120 L = 4.47 m
Steel Waler Universal SRU U120 L = 4.97 m
Steel Waler Universal SRU U120 L = 5.47 m
Steel Waler Universal SRU U120 L = 5.97 m
 Universal steel waler profile U120 and U140 used as waling for girder wall formwork and for diverse special applications. With adjustable spacers.

L
722
972
1222
1472
1722
1972
2222
2472
2722
2972
3472
3972
4472
4972
5472
5972

Technical Data
 SRU 120 $W_y = 121.4 \text{ cm}^3$, $I_y = 728 \text{ cm}^4$.
 SRU 140 $W_y = 172.8 \text{ cm}^3$, $I_y = 1210 \text{ cm}^4$.



The optimal System for every Project and every Requirement



Wall Formwork



Column Formwork



Slab Formwork



Climbing Systems



Tunnel Formwork



Bridge Formwork



Shoring Systems



Construction Scaffold



Facade Scaffold



Industrial Scaffold



Access



Protection Scaffold



System-Independent Accessories



Services



PERI USA Formwork Scaffolding Engineering

7135 Dorsey Run Road
Elkridge, MD 21075
Tel. +1 (410) 712-7225
Fax +1 410-796-8682
info@peri-usa.com
www.peri-usa.com

